

EUROPEAN SSA BONDS — 2012				
Rank	Lead manager	Amount €m	No of issues	Share %
1	HSBC	10,902	32	9.65
2	Deutsche Bank	9,908	24	8.77
3	Barclays Capital	9,775	17	8.65
4	JP Morgan	6,961	18	6.16
5	BNP Paribas	6,659	13	5.90
6	Goldman Sachs	6,469	13	5.73
7	Morgan Stanley	6,070	11	5.37
8	Société Générale	5,180	11	4.59
9	UniCredit	4,958	13	4.39
10	Crédit Agricole	4,685	11	4.15
Total eligible issuance		112,946	177	100.00

All bookrunners, data to February 1, 2012

EUROPEAN SOVEREIGN BONDS — 2012				
Rank	Lead manager	Amount €m	No of issues	Share %
1	Barclays Capital	4,539	6	17.73
2	HSBC	4,075	6	15.92
3	Morgan Stanley	3,738	3	14.60
4	Société Générale	2,115	4	8.26
5	BNP Paribas	1,692	2	6.61
6	Credit Suisse	1,623	1	6.34
7	Deutsche Bank	1,613	3	6.30
8	Raiffeisen Bank International	1,244	2	4.86
9	Citi	1,006	3	3.93
10	Goldman Sachs	995	1	3.89
Total eligible issuance		25,594	14	100.00

All bookrunners, data to February 1, 2012

ALL SSA BONDS — 2012				
Rank	Lead manager	Amount \$m	No of issues	Share %
1	HSBC	22,473	49	8.26
2	Deutsche Bank	22,395	65	8.24
3	JP Morgan	21,143	56	7.78
4	Barclays Capital	20,254	46	7.45
5	Citi	14,979	56	5.51
6	Goldman Sachs	14,503	37	5.33
7	UBS	13,980	91	5.14
8	BNP Paribas	13,523	41	4.97
9	Morgan Stanley	13,223	54	4.86
10	Credit Suisse	11,197	58	4.12
Total eligible issuance		271,921	814	100.00

All bookrunners, data to February 1, 2012

ALL COVERED BONDS — 2012				
Rank	Lead manager	Amount €m	No of issues	Share %
1	Barclays Capital	5,106	15	10.28
2	UniCredit	3,633	16	7.31
3	HSBC	3,312	9	6.67
4	UBS	3,092	15	6.22
5	Natixis	2,606	15	5.25
6	Westpac	2,515	1	5.06
7	BNP Paribas	2,418	9	4.87
8	Royal Bank of Scotland	2,147	10	4.32
9	Commonwealth Bank of Australia	1,971	2	3.97
10	Deutsche Bank	1,966	7	3.96
Total eligible issuance		49,678	83	100.00

All bookrunners, data to February 1, 2012

JUMBO COVERED BONDS — 2012				
Rank	Lead manager	Amount €m	No of issues	Share %
1	UniCredit	3,050	11	8.78
2	Barclays Capital	3,013	10	8.67
3	HSBC	2,659	6	7.66
4	Westpac	2,515	1	7.24
5	BNP Paribas	2,095	6	6.03
6	Commonwealth Bank of Australia	1,971	2	5.67
7	Natixis	1,864	9	5.37
8	Deutsche Bank	1,841	6	5.30
9	UBS	1,797	7	5.17
10	Royal Bank of Scotland	1,712	6	4.93
Total eligible issuance		34,734	27	100.00

All bookrunners, data to February 1, 2012

GLOBAL FINANCIAL INSTITUTION BONDS — 2012				
Rank	Lead manager	Amount \$m	No of issues	Share %
1	Goldman Sachs	11,303	18	10.89
2	Citi	7,079	18	6.82
3	JP Morgan	6,810	17	6.56
4	Barclays Capital	6,749	43	6.50
5	Bank of America Merrill Lynch	6,254	20	6.02
6	Morgan Stanley	5,580	26	5.37
7	UBS	5,527	56	5.32
8	Deutsche Bank	5,250	22	5.06
9	BNP Paribas	4,647	16	4.48
10	HSBC	4,475	34	4.31
Total eligible issuance		103,823	324	100.00

All bookrunners, data to February 1, 2012

EUROPEAN FINANCIAL INSTITUTION BONDS — 2012				
Rank	Lead manager	Amount €m	No of issues	Share %
1	Barclays Capital	3,758	32	8.95
2	BNP Paribas	3,332	14	7.94
3	UBS	3,321	44	7.91
4	HSBC	2,870	27	6.84
5	Goldman Sachs	2,800	8	6.67
6	Deutsche Bank	2,657	17	6.33
7	Bank of America Merrill Lynch	1,588	5	3.78
8	Rabobank	1,480	6	3.53
9	Morgan Stanley	1,445	5	3.44
10	Swedbank First Securities	1,364	17	3.25
Total eligible issuance		41,961	217	100.00

All bookrunners, data to February 1, 2012

SUBORDINATED EUROPEAN FINANCIAL INSTITUTION BONDS — 2012				
Rank	Lead manager	Amount €m	No of issues	Share %
1	BNP Paribas	341	3	18.65
2	Barclays Capital	274	2	14.99
3	Credit Suisse	263	2	14.37
4	Standard Chartered	196	1	10.71
5	Citi	175	2	9.56
6=	Wells Fargo Securities	97	1	5.28
6=	Morgan Stanley	97	1	5.28
6=	Bank of America Merrill Lynch	97	1	5.28
9=	Royal Bank of Scotland	78	1	4.28
9=	HSBC	78	1	4.28
Total eligible issuance		1,828	4	100.00

All bookrunners, data to February 1, 2012

ALL CORPORATE BONDS — 2012				
Rank	Lead manager	Amount \$m	No of issues	Share %
1	JP Morgan	10,375	51	7.69
2	Citi	9,311	52	6.90
3	Bank of America Merrill Lynch	8,446	46	6.26
4	HSBC	7,171	38	5.32
5	Barclays Capital	6,802	36	5.04
6	Deutsche Bank	6,649	45	4.93
7	Royal Bank of Scotland	6,525	32	4.84
8	Goldman Sachs	5,252	26	3.89
9	Credit Suisse	4,996	28	3.70
10	Société Générale	4,641	21	3.44
Total eligible issuance		134,875	319	100.00

All bookrunners, data to February 1, 2012

ALL EURO-DENOMINATED CORPORATE BONDS — 2012				
Rank	Lead manager	Amount €m	No of issues	Share %
1	Société Générale	2,530	17	10.98
2	HSBC	1,528	10	6.63
3	BNP Paribas	1,478	11	6.42
4	Crédit Agricole	1,444	12	6.27
5	Natixis	1,337	9	5.80
6	Barclays Capital	1,336	7	5.80
7	Royal Bank of Scotland	1,281	8	5.56
8	Citi	1,206	10	5.24
9	JP Morgan	1,186	6	5.15
10	Santander	1,073	8	4.66
Total eligible issuance		23,037	41	100.00

All bookrunners, data to February 1, 2012

EUROPEAN CORPORATE INVESTMENT GRADE BONDS — 2012				
Rank	Lead manager	Amount €m	No of issues	Share %
1	Société Générale	3,310	19	8.03
2	Royal Bank of Scotland	3,287	16	7.97
3	HSBC	3,064	23	7.43
4	BNP Paribas	2,618	19	6.35
5	Barclays Capital	2,614	14	6.34
6	JP Morgan	2,213	8	5.37
7	Mitsubishi UFJ Financial Group	2,103	11	5.10
8	Citi	2,083	13	5.05
9	Bank of America Merrill Lynch	2,016	10	4.89
10	Deutsche Bank	1,925	15	4.67
Total eligible issuance		41,223	87	100.00

All bookrunners, data to February 1, 2012

EUROPEAN HIGH YIELD BONDS — 2012				
Rank	Lead manager	Amount €m	No of issues	Share %
1	Deutsche Bank	699	6	13.02
2	Citi	420	3	7.81
3	JP Morgan	403	4	7.50
4	Crédit Agricole	352	3	6.55
5	Goldman Sachs	338	4	6.30
6	Bank of America Merrill Lynch	321	3	5.96
7	BNP Paribas	310	3	5.76
8	Société Générale	289	2	5.38
9	Credit Suisse	276	3	5.13
10	Royal Bank of Scotland	272	2	5.06
Total eligible issuance		5,373	13	100.00

All bookrunners, data to February 1, 2012

EMERGING MARKET BONDS — 2012				
Rank	Lead manager	Amount \$m	No of issues	Share %
1	HSBC	6,550	25	14.42
2	Citi	6,101	23	13.43
3	JP Morgan	4,979	20	10.96
4	Deutsche Bank	4,094	15	9.01
5	Barclays Capital	3,212	7	7.07
6	Goldman Sachs	2,676	11	5.89
7	BNP Paribas	2,397	8	5.28
8	Standard Chartered	2,076	14	4.57
9	Bank of America Merrill Lynch	1,704	7	3.75
10	Morgan Stanley	1,674	5	3.68
Total eligible issuance		45,429	68	100.00

All bookrunners, data to February 1, 2012

CEEMEA EMERGING MARKET BONDS — 2012				
Rank	Lead manager	Amount \$m	No of issues	Share %
1	Barclays Capital	3,172	6	21.11
2	Citi	2,761	8	18.37
3	HSBC	1,458	6	9.70
4	Deutsche Bank	1,122	3	7.47
5	BNP Paribas	1,118	2	7.44
6	Société Générale	922	3	6.13
7	UniCredit	631	2	4.20
8	JP Morgan	496	1	3.30
9=	UBS	495	1	3.29
9=	Goldman Sachs	495	1	3.29
Total eligible issuance		15,030	14	100.00

All bookrunners, data to February 1, 2012

LATIN AMERICAN EMERGING MARKET BONDS — 2012				
Rank	Lead manager	Amount \$m	No of issues	Share %
1	JP Morgan	2,396	9	14.40
2	Citi	2,226	8	13.38
3	HSBC	2,075	5	12.47
4	Deutsche Bank	2,041	6	12.27
5	Morgan Stanley	1,346	3	8.09
6	Bank of America Merrill Lynch	1,016	4	6.11
7	Itau BBA	750	3	4.50
8	Banco do Brasil	699	5	4.20
9	Santander	648	5	3.89
10	BNP Paribas	616	2	3.70
Total eligible issuance		16,640	22	100.00

All bookrunners, data to February 1, 2012

ASIAN EMERGING MARKET BONDS — 2012				
Rank	Lead manager	Amount \$m	No of issues	Share %
1	HSBC	3,017	14	21.93
2	JP Morgan	2,086	10	15.16
3	Goldman Sachs	1,615	7	11.74
4	Standard Chartered	1,468	9	10.67
5	Citi	1,115	7	8.10
6	Deutsche Bank	931	6	6.77
7	Bank of America Merrill Lynch	687	3	5.00
8	BNP Paribas	663	4	4.82
9	UBS	484	4	3.52
10	Royal Bank of Scotland	471	4	3.43
Total eligible issuance		13,759	32	100.00

All bookrunners, data to February 1, 2012

ALL STRUCTURED FINANCE BONDS — 2012				
Rank	Lead manager	Amount \$m	No of issues	Share %
1	Goldman Sachs	3,316	5	11.60
2	Citi	2,954	7	10.33
3	JP Morgan	2,716	6	9.50
4	Barclays Capital	2,182	3	7.63
5	Royal Bank of Scotland	2,130	6	7.45
6	Morgan Stanley	1,807	4	6.32
7	Deutsche Bank	1,643	3	5.74
8	TD Securities	1,459	1	5.10
9	Bank of America Merrill Lynch	1,444	3	5.05
10	Credit Suisse	1,199	4	4.19
Total eligible issuance		28,594	33	100.00

All bookrunners, data to February 1, 2012

EUROPEAN STRUCTURED FINANCE BONDS — 2012				
Rank	Lead manager	Amount \$m	No of issues	Share %
1	JP Morgan	917	1	14.61
2=	Royal Bank of Scotland	775	2	12.35
2=	HSBC	775	2	12.35
4=	Société Générale	745	1	11.87
4=	Rabobank	745	1	11.87
6=	Deutsche Bank	656	1	10.46
6=	Barclays Capital	656	1	10.46
6=	Santander	656	1	10.46
9=	Lloyds Banking Group	175	1	2.79
9=	Goldman Sachs	175	1	2.79
Total eligible issuance		6,278	4	100.00


All bookrunners, data to February 1, 2012

US DOLLAR SSA BONDS — 2012 			
Rank	Lead manager	Amount \$m	No of issues
1	JP Morgan	17,104	44
2	Citi	12,964	49
3	Deutsche Bank	11,985	39
4	Barclays Capital	10,551	28
5	Goldman Sachs	9,161	26
6	UBS	9,160	78
7	Bank of America Merrill Lynch	6,450	49
8	BNP Paribas	6,375	31
9	Credit Suisse	6,110	51
10	Morgan Stanley	5,532	34
Total eligible issuance		125,188	581


All bookrunners, data to February 1, 2012

EURO SSA BONDS — 2012 			
Rank	Lead manager	Amount €m	No of issues
1	HSBC	7,477	22
2	Barclays Capital	5,521	10
3	Deutsche Bank	5,505	6
4	BNP Paribas	5,383	7
5	Société Générale	5,120	10
6	UniCredit	4,958	13
7	Crédit Agricole	4,685	11
8	Goldman Sachs	3,890	8
9	JP Morgan	2,962	6
10	Morgan Stanley	2,865	3
Total eligible issuance		78,075	96


All bookrunners, data to February 1, 2012

EURO SOVEREIGN BONDS — 2012 			
Rank	Lead manager	Amount €m	No of issues
1	Morgan Stanley	2,115	2
2	Société Générale	2,115	4
3	Barclays Capital	1,956	3
4	HSBC	1,835	3
5	Raiffeisen Bank International	1,244	2
6	BNP Paribas	1,120	1
7=	Goldman Sachs	995	1
7=	Deutsche Bank	995	1
9=	Royal Bank of Scotland	590	1
9=	Nordea Markets	590	1
9=	Bank of America Merrill Lynch	590	1
Total eligible issuance		14,642	6


All bookrunners, data to February 1, 2012

EURO COVERED BONDS — 2012 			
Rank	Lead manager	Amount €m	No of issues
1	UniCredit	3,633	16
2	Barclays Capital	2,690	9
3	Natixis	2,606	15
4	Deutsche Bank	1,966	7
5	BNP Paribas	1,879	7
6	Société Générale	1,660	6
7	UBS	1,620	8
8	Crédit Agricole	1,296	5
9	HSBC	1,286	5
10	JP Morgan	1,174	5
Total eligible issuance		29,558	50


All bookrunners, data to February 1, 2012

EURO FINANCIAL INSTITUTIONS BONDS — 2012 			
Rank	Lead manager	Amount €m	No of issues
1	BNP Paribas	2,764	10
2	UBS	2,433	8
3	Goldman Sachs	2,009	6
4	Deutsche Bank	1,937	9
5	Bank of America Merrill Lynch	1,491	4
6	Rabobank	1,349	2
7	Société Générale	1,260	4
8	Crédit Agricole	1,072	4
9	Barclays Capital	993	5
10	Natixis	921	2
Total eligible issuance		26,294	66


All bookrunners, data to February 1, 2012

EURODOLLAR FINANCIAL INSTITUTIONS BONDS — 2012 			
Rank	Lead manager	Amount \$m	No of issues
1	Citi	625	3
2	UBS	614	21
3	HSBC	506	6
4	Standard Chartered	374	2
5=	Barclays Capital	349	2
5=	BNP Paribas	349	2
7	TD Securities	253	1
8	Credit Suisse	249	1
9	Morgan Stanley	200	2
10	National Bank of Abu Dhabi	125	1
Total eligible issuance		3,745	31

All bookrunners, data to February 1, 2012

US MARKETED FINANCIAL INSTITUTIONS BONDS — 2012 			
Rank	Lead manager	Amount \$m	No of issues
1	Goldman Sachs	8,307	11
2	Citi	5,726	12
3	JP Morgan	5,666	13
4	Bank of America Merrill Lynch	4,330	16
5	Barclays Capital	2,819	28
6	Morgan Stanley	2,477	17
7	Deutsche Bank	1,827	5
8	UBS	1,525	12
9	Credit Suisse	1,240	4
10	Jefferies	970	5
Total eligible issuance		40,327	77

All bookrunners, data to February 1, 2012

EURO CORPORATE INVESTMENT GRADE BONDS — 2012 			
Rank	Lead manager	Amount €m	No of issues
1	Société Générale	2,399	16
2	BNP Paribas	1,530	11
3	HSBC	1,528	10
4	Natixis	1,337	9
5	Barclays Capital	1,336	7
6	Crédit Agricole	1,251	10
7	Citi	1,206	10
8	JP Morgan	1,186	6
9	Royal Bank of Scotland	1,150	7
10	Santander	1,073	8
Total eligible issuance		22,347	40

All bookrunners, data to February 1, 2012

DOLLAR CORPORATE INVESTMENT GRADE BONDS — 2012 			
Rank	Lead manager	Amount \$m	No of issues
1	JP Morgan	6,455	27
2	Citi	4,682	19
3	Bank of America Merrill Lynch	4,433	19
4	Royal Bank of Scotland	3,170	13
5	Goldman Sachs	3,139	14
6	HSBC	2,658	10
7	Morgan Stanley	2,641	12
8	Barclays Capital	2,183	9
9	Mitsubishi UFJ Financial Group	2,179	7
10	Deutsche Bank	1,733	11
Total eligible issuance		44,677	63

All bookrunners, data to February 1, 2012

**ALL CORPORATE INVESTMENT
GRADE BONDS — 2012**



Rank	Lead manager	Amount \$m	No of issues
1	JP Morgan	8,037	34
2	HSBC	7,040	36
3	Citi	6,525	33
4	Bank of America Merrill Lynch	5,915	27
5	Royal Bank of Scotland	5,816	27
6	Barclays Capital	5,217	24
7	Deutsche Bank	4,617	28
8	Société Générale	4,269	19
9	Goldman Sachs	4,221	19
10	BNP Paribas	3,735	23
Total eligible issuance		109,905	260

All bookrunners, data to February 1, 2012

**EURODOLLAR CORPORATE
INVESTMENT GRADE — 2012**



Rank	Lead manager	Amount \$m	No of issues
1	JP Morgan	605	4
2	Citi	574	4
3	HSBC	498	4
4	Standard Chartered	482	4
5	Goldman Sachs	232	2
6=	Mizuho	200	1
6=	Dubai Islamic Bank	200	2
8	Bank of America Merrill Lynch	189	2
9	Abu Dhabi Islamic Bank	100	1
10=	Royal Bank of Scotland	83	1
10=	National Bank of Abu Dhabi	83	1
10=	Emirates NBD	83	1
Total eligible issuance		3,332	10

All bookrunners, data to February 1, 2012

EURO HIGH YIELD BONDS — 2012



Rank	Lead manager	Amount €m	No of issues
1	BNP Paribas	203	1
2=	Deutsche Bank	193	2
2=	Crédit Agricole	193	2
4=	Société Générale	131	1
4=	Royal Bank of Scotland	131	1
6=	UniCredit	63	1
6=	Bank of America Merrill Lynch	63	1
Total eligible issuance		975	3

All bookrunners, data to February 1, 2012

**US DOLLAR HIGH
YIELD BONDS — 2012**


Rank	Lead manager	Amount \$m	No of issues
1	Citi	2,712	18
2	Bank of America Merrill Lynch	2,452	18
3	Credit Suisse	2,373	16
4	JP Morgan	2,337	17
5	Wells Fargo Securities	1,990	12
6	Deutsche Bank	1,741	15
7	Barclays Capital	1,585	12
8	Goldman Sachs	1,032	7
9	Morgan Stanley	985	8
10	RBC Capital Markets	817	6
Total eligible issuance		22,313	42

All bookrunners, data to February 1, 2012

ALL STERLING BONDS — 2012



Rank	Lead manager	Amount €m	No of issues
1	HSBC	6,516	20
2	Barclays Capital	5,545	14
3	Royal Bank of Scotland	4,185	19
4	Deutsche Bank	3,973	14
5	Morgan Stanley	2,228	2
6	RBC Capital Markets	2,039	12
7	UBS	1,884	7
8	Credit Suisse	1,837	1
9	Lloyds Banking Group	1,836	8
10	BNP Paribas	1,452	5
Total eligible issuance		36,005	44

All bookrunners, data to February 1, 2012

**STERLING CORPORATE INVESTMENT
GRADE BONDS — 2012**


Rank	Lead manager	Amount €m	No of issues
1	HSBC	1,815	10
2	Barclays Capital	1,175	7
3	Deutsche Bank	976	3
4	Royal Bank of Scotland	946	5
5	RBC Capital Markets	828	5
6	BNP Paribas	653	2
7	Morgan Stanley	391	1
8	Santander	389	1
9	Lloyds Banking Group	304	2
10=	Société Générale	232	1
10=	Crédit Agricole	232	1
Total eligible issuance		8,595	14

All bookrunners, data to February 1, 2012

ALL SWISS FRANC BONDS — 2012


Rank	Lead manager	Amount Sfr m	No of issues
1	Credit Suisse	2,485	14
2	UBS	2,058	18
3	BNP Paribas	791	8
4	Zuercher Kantonalbank	671	4
5	Schweizerischer Kantonalbanken	670	1
6	Deutsche Bank	604	5
7	Barclays Capital	432	4
8	Royal Bank of Scotland	376	4
9	Freiburger Kantonalbank	201	1
10	Raiffeisen Schweiz Genossenschaft	189	1
Total eligible issuance		8,544	33

All bookrunners, data to February 1, 2012