

EUROPEAN SSA BONDS — 2010				
Rank	Lead manager	Amount Eu m	No of issues	Share %
1	HSBC	18,615	71	8.84
2	Deutsche Bank	18,069	86	8.58
3	Barclays Capital	13,429	48	6.37
4	JPMorgan	12,440	56	5.90
5	UBS	10,039	47	4.77
6	Credit Suisse	9,950	49	4.72
7	Société Générale	9,155	16	4.35
8	Royal Bank of Scotland	8,781	51	4.17
9	Crédit Agricole	8,756	24	4.16
10	Goldman Sachs	7,942	18	3.77
Total eligible issuance		210,677	675	100.00

All bookrunners, data to April 7, 2010

EUROPEAN SOVEREIGN BONDS — 2010				
Rank	Lead manager	Amount Eu m	No of issues	Share %
1	Barclays Capital	10,338	14	11.74
2	Deutsche Bank	8,047	13	9.14
3	Société Générale	7,567	10	8.59
4	HSBC	7,538	11	8.56
5	Crédit Agricole	5,031	6	5.71
6	Citi	4,683	8	5.32
7	Royal Bank of Scotland	4,676	9	5.31
8	BNP Paribas	3,941	5	4.47
9	UBS	3,808	7	4.32
10	JPMorgan	2,808	7	3.19
Total eligible issuance		88,086	38	100.00

All bookrunners, data to April 7, 2010

GLOBAL SSA BONDS — 2010				
Rank	Lead manager	Amount Eu m	No of issues	Share %
1	UBS	47,996	427	9.07
2	Deutsche Bank	45,211	261	8.54
3	Barclays Capital	42,778	178	8.08
4	JPMorgan	37,561	213	7.10
5	HSBC	26,060	131	4.92
6	Bank of America Merrill Lynch	25,440	157	4.81
7	Citi	24,332	155	4.60
8	RBC Capital Markets	19,675	240	3.72
9	Credit Suisse	19,070	140	3.60
10	Morgan Stanley	18,369	128	3.47
Total eligible issuance		529,149	3625	100.00

All bookrunners, data to April 7, 2010

ALL COVERED BONDS — 2010				
Rank	Lead manager	Amount Eu m	No of issues	Share %
1	HSBC	5,978	23	6.23
2	BNP Paribas	5,880	25	6.13
3	Deutsche Bank	5,782	24	6.03
4	UniCredit Group	5,585	35	5.82
5	Credit Suisse	5,297	26	5.52
6	Barclays Capital	5,008	22	5.22
7	LBBW	4,319	76	4.50
8	Société Générale	4,193	20	4.37
9	Commerzbank Group	4,007	37	4.18
10	Natixis	3,935	15	4.10
Total eligible issuance		95,946	424	100.00


All bookrunners, data to April 7, 2010

JUMBO COVERED BONDS — 2010				
Rank	Lead manager	Amount Eu m	No of issues	Share %
1	HSBC	5,286	19	7.86
2	BNP Paribas	5,274	20	7.85
3	Deutsche Bank	5,062	19	7.53
4	Barclays Capital	4,682	18	6.97
5	Société Générale	3,913	15	5.82
6	UniCredit Group	3,705	16	5.51
7	Natixis	3,635	12	5.41
8	Commerzbank Group	3,345	14	4.98
9	Crédit Agricole	3,279	12	4.88
10	LBBW	3,181	14	4.73
Total eligible issuance		67,217	64	100.00

All bookrunners, data to April 7, 2010

GLOBAL FINANCIAL INSTITUTION BONDS — 2010				
Rank	Lead manager	Amount \$ m	No of issues	Share %
1	JPMorgan	34,946	65	9.26
2	Deutsche Bank	27,230	87	7.22
3	Credit Suisse	26,505	75	7.02
4	Barclays Capital	24,507	137	6.49
5	Bank of America Merrill Lynch	23,808	170	6.31
6	UBS	19,334	197	5.12
7	Citi	18,652	85	4.94
8	Morgan Stanley	16,577	97	4.39
9	HSBC	15,626	95	4.14
10	Goldman Sachs	15,413	59	4.08
Total eligible issuance		377,392	1385	100.00


All bookrunners, data to April 7, 2010

EUROPEAN FINANCIAL INSTITUTION BONDS — 2010 				
Rank	Lead manager	Amount Eu m	No of issues	Share %
1	Deutsche Bank	16,061	61	9.64
2	Credit Suisse	15,965	49	9.58
3	Barclays Capital	14,174	111	8.51
4	UBS	10,246	155	6.15
5	JPMorgan	9,415	28	5.65
6	BNP Paribas	9,069	43	5.44
7	HSBC	8,321	60	5.00
8	Royal Bank of Scotland	7,838	41	4.71
9	Société Générale	7,054	23	4.23
10	Crédit Agricole	6,914	48	4.15
Total eligible issuance		166,570	801	100.00


All bookrunners, data to April 7, 2010

SUBORDINATED EUROPEAN FINANCIAL INSTITUTION BONDS — 2010 				
Rank	Lead manager	Amount Eu m	No of issues	Share %
1	Credit Suisse	2,451	4	36.49
2	HSBC	1,362	2	20.27
3	Goldman Sachs	623	2	9.28
4	Deutsche Bank	462	2	6.87
5	Lloyds Banking Group	374	1	5.57
6=	Natixis	333	1	4.96
6=	Barclays Capital	333	1	4.96
8=	Nordea Markets	250	1	3.71
8=	Bank of America Merrill Lynch	250	1	3.71
10=	Svenska Handelsbanken	103	1	1.54
10=	Société Générale	103	1	1.54
Total eligible issuance		6,717	10	100.00


All bookrunners, data to April 7, 2010

GLOBAL CORPORATE BONDS — 2010 				
Rank	Lead manager	Amount \$ m	No of issues	Share %
1	JPMorgan	26,474	114	7.61
2	Bank of America Merrill Lynch	23,772	154	6.84
3	Citi	21,513	95	6.19
4	Barclays Capital	21,110	96	6.07
5	Deutsche Bank	17,857	84	5.13
6	Royal Bank of Scotland	15,394	71	4.43
7	BNP Paribas	15,271	67	4.39
8	Goldman Sachs	14,897	61	4.28
9	Credit Suisse	14,673	66	4.22
10	UBS	11,831	59	3.40
Total eligible issuance		347,774	1,020	100.00


All bookrunners, data to April 7, 2010

GLOBAL CORPORATE INVESTMENT GRADE BONDS — 2010 				
Rank	Lead manager	Amount \$ m	No of issues	Share %
1	JPMorgan	16,068	52	6.17
2	Barclays Capital	15,400	56	5.91
3	Citi	14,826	53	5.69
4	Bank of America Merrill Lynch	14,639	89	5.62
5	BNP Paribas	13,592	53	5.22
6	Deutsche Bank	12,520	47	4.81
7	Royal Bank of Scotland	11,098	47	4.26
8	HSBC	9,197	49	3.53
9	Credit Suisse	9,145	34	3.51
10	Goldman Sachs	9,040	25	3.47
Total eligible issuance		260,513	760	100.00

All bookrunners, data to April 7, 2010

EUROPEAN CORPORATE INVESTMENT GRADE BONDS — 2010 				
Rank	Lead manager	Amount Eu m	No of issues	Share %
1	BNP Paribas	6,321	37	9.15
2	Barclays Capital	6,202	28	8.98
3	Royal Bank of Scotland	4,821	30	6.98
4	Société Générale	4,477	23	6.48
5	Deutsche Bank	4,235	24	6.13
6	JPMorgan	3,869	15	5.60
7	Bank of America Merrill Lynch	3,132	15	4.53
8	Crédit Agricole	3,046	18	4.41
9	UniCredit Group	2,730	11	3.95
10	Credit Suisse	2,464	15	3.57
Total eligible issuance		69,091	160	100.00

All bookrunners, data to April 7, 2010

EUROPEAN HIGH YIELD BONDS — 2010 				
Rank	Lead manager	Amount Eu m	No of issues	Share %
1	Citi	1,398	10	10.41
2	Barclays Capital	1,283	8	9.55
3	Deutsche Bank	1,007	8	7.49
4	Bank of America Merrill Lynch	974	7	7.25
5	JPMorgan	948	8	7.06
6	Credit Suisse	749	6	5.58
7	Royal Bank of Scotland	688	7	5.12
8	HSBC	647	5	4.81
9	BNP Paribas	623	7	4.63
10	Goldman Sachs	612	4	4.56
Total eligible issuance		13,438	29	100.00

All bookrunners, data to April 7, 2010

EMERGING MARKET BONDS — 2010				
Rank	Lead manager	Amount \$ m	No of issues	Share %
1	HSBC	10,315	70	5.75
2	Deutsche Bank	8,876	37	4.95
3	Citi	8,250	33	4.60
4	Barclays Capital	7,824	41	4.36
5	JPMorgan	7,767	27	4.33
6	Goldman Sachs	5,523	15	3.08
7	Bank of China	5,356	6	2.98
8	UBS	5,328	17	2.97
9	Standard Chartered	4,627	76	2.58
10	Bank of America Merrill Lynch	3,859	16	2.15
Total eligible issuance		179,482	862	100.00

All bookrunners, data to April 7, 2010

CEEMEA EMERGING MARKET BONDS — 2010				
Rank	Lead manager	Amount \$ m	No of issues	Share %
1	Deutsche Bank	4,856	10	12.14
2	HSBC	3,597	6	8.99
3	Barclays Capital	3,238	7	8.10
4	Citi	3,000	8	7.50
5	JPMorgan	2,975	7	7.44
6	VTB Capital	2,300	8	5.75
7	Royal Bank of Scotland	1,875	5	4.69
8	BNP Paribas	1,628	6	4.07
9	Société Générale	1,403	2	3.51
10	UBS	1,329	4	3.32
Total eligible issuance		39,993	53	100.00

All bookrunners, data to April 7, 2010

LATIN AMERICAN EMERGING MARKET BONDS — 2010				
Rank	Lead manager	Amount \$ m	No of issues	Share %
1	JPMorgan	3,499	9	14.82
2	Citi	2,969	7	12.57
3	Goldman Sachs	2,433	5	10.30
4	Bank of America Merrill Lynch	2,098	9	8.89
5	HSBC	1,846	9	7.82
6	Credit Suisse	1,681	8	7.12
7	Banco Santander	1,637	6	6.93
8	Banco do Brasil	1,456	6	6.16
9	Barclays Capital	956	3	4.05
10	Banco Itaú	725	5	3.07
Total eligible issuance		23,611	37	100.00

All bookrunners, data to April 7, 2010

ASIAN EMERGING MARKET BONDS — 2010				
Rank	Lead manager	Amount \$ m	No of issues	Share %
1	Bank of China	5,356	6	4.66
2	HSBC	4,873	55	4.24
3	Standard Chartered	4,627	76	4.02
4	UBS	3,833	12	3.33
5	Barclays Capital	3,630	31	3.16
6	Deutsche Bank	3,243	23	2.82
7	Tong Yang Securities	3,067	48	2.67
8	Citic Securities	2,783	8	2.42
9	Woori Finance Holdings	2,677	33	2.33
10	China Merchants Securities	2,651	12	2.31
Total eligible issuance		114,978	770	100.00

All bookrunners, data to April 7, 2010

GLOBAL STRUCTURED FINANCE BONDS — 2010				
Rank	Lead manager	Amount \$ m	No of issues	Share %
1	Bank of America Merrill Lynch	41,361	44	22.36
2	Barclays Capital	18,786	33	10.15
3	Credit Suisse	18,712	33	10.11
4	Royal Bank of Scotland	16,287	30	8.80
5	Deutsche Bank	14,990	31	8.10
6	JPMorgan	13,436	24	7.26
7	Citi	11,315	18	6.12
8	Goldman Sachs	10,385	15	5.61
9	Morgan Stanley	8,055	17	4.35
10	Nomura	5,523	10	2.99
Total eligible issuance		184,998	250	100.00


All bookrunners, data to April 7, 2010

EUROPEAN STRUCTURED FINANCE BONDS — 2010				
Rank	Lead manager	Amount Eu m	No of issues	Share %
1	JPMorgan	1,832	3	14.15
2	ABN Amro Bank	1,649	2	12.74
3	Royal Bank of Scotland	1,640	2	12.67
4	HSBC	965	2	7.45
5	Société Générale	857	3	6.62
6	Lloyds Banking Group	789	1	6.10
6	Bank of America Merrill Lynch	789	1	6.10
8	WestLB	704	3	5.44
9	Credit Suisse	635	2	4.90
10	Rabobank	472	1	3.64
Total eligible issuance		12,948	15	100.00


All bookrunners, data to April 7, 2010

US DOLLAR SSA BONDS — 2010 			
Rank	Lead manager	Amount \$ m	No of issues
1	UBS	56,390	382
2	Barclays Capital	42,796	141
3	JPMorgan	41,737	163
4	Deutsche Bank	40,995	180
5	Bank of America Merrill Lynch	29,578	146
6	Citi	28,183	140
7	Goldman Sachs	20,924	96
8	Morgan Stanley	19,132	116
9	Credit Suisse	15,498	106
10	RBC Capital Markets	15,262	149
Total eligible issuance		423,413	2807


All bookrunners, data to April 7, 2010

EURO SSA BONDS — 2010 			
Rank	Lead manager	Amount Eu m	No of issues
1	HSBC	13,473	26
2	Société Générale	9,155	16
3	Barclays Capital	9,102	19
4	Deutsche Bank	9,015	16
5	Crédit Agricole	8,668	19
6	UniCredit Group	6,122	17
7	BNP Paribas	5,820	16
8	Credit Suisse	5,545	8
9	JPMorgan	5,030	10
10	DZ Bank	4,576	27
Total eligible issuance		132,736	200


All bookrunners, data to April 7, 2010

EURO SOVEREIGN BONDS — 2010 			
Rank	Lead manager	Amount Eu m	No of issues
1	Société Générale	7,567	10
2	Barclays Capital	7,081	9
3	HSBC	6,881	9
4	Deutsche Bank	5,148	8
5	Crédit Agricole	5,031	6
6	BNP Paribas	4,070	5
7	Citi	3,033	4
8	ING	2,734	3
9	Morgan Stanley	2,696	3
10	Goldman Sachs	2,421	3
Total eligible issuance		71,494	23


All bookrunners, data to April 7, 2010

EURO COVERED BONDS — 2010 			
Rank	Lead manager	Amount Eu m	No of issues
1	BNP Paribas	5,686	23
2	Deutsche Bank	5,626	22
3	HSBC	5,623	22
4	UniCredit Group	5,346	34
5	Barclays Capital	5,008	22
6	LBBW	4,319	76
7	Société Générale	4,193	20
8	Commerzbank Group	4,007	37
9	Natixis	3,935	15
10	Crédit Agricole	3,679	13
Total eligible issuance		88,021	383


All bookrunners, data to April 7, 2010

EURO FINANCIAL INSTITUTIONS BONDS — 2010 			
Rank	Lead manager	Amount Eu m	No of issues
1	Deutsche Bank	9,437	34
2	Barclays Capital	9,226	29
3	BNP Paribas	8,162	34
4	Credit Suisse	8,075	28
5	Société Générale	6,931	21
6	Crédit Agricole	6,553	43
7	UBS	6,147	64
8	JPMorgan	6,135	18
9	HSBC	6,007	23
10	Natixis	5,600	19
Total eligible issuance		114,692	425


All bookrunners, data to April 7, 2010

EURODOLLAR FINANCIAL INSTITUTIONS BONDS — 2010 			
Rank	Lead manager	Amount \$ m	No of issues
1	UBS	2,564	54
2	Dexia	1,100	2
3	HSBC	966	27
4	JPMorgan	932	3
5	Credit Suisse	551	8
6	Morgan Stanley	334	11
7	Citi	324	9
8	Deutsche Bank	256	6
9=	TD Securities	253	2
9=	Rabobank	253	2
Total eligible issuance		9,084	168


All bookrunners, data to April 7, 2010

US MARKETED FINANCIAL INSTITUTIONS BONDS — 2010 			
Rank	Lead manager	Amount \$ m	No of issues
1	JPMorgan	24,440	40
2	Bank of America Merrill Lynch	17,859	104
3	Morgan Stanley	14,417	72
4	Citi	13,647	60
5	Deutsche Bank	12,885	31
6	Credit Suisse	12,331	28
7	Barclays Capital	10,661	76
8	Goldman Sachs	10,632	45
9	UBS	5,153	30
10	Royal Bank of Scotland	3,833	5
Total eligible issuance		145,192	326

All bookrunners, data to April 7, 2010

EURO CORPORATE INVESTMENT GRADE BONDS — 2010 			
Rank	Lead manager	Amount Eu m	No of issues
1	BNP Paribas	6,549	35
2	Société Générale	4,469	24
3	Deutsche Bank	4,156	21
4	Crédit Agricole	3,000	18
5	Royal Bank of Scotland	2,821	18
6	UniCredit Group	2,730	11
7	JPMorgan	2,505	12
8	Barclays Capital	2,434	11
9	Intesa Sanpaolo	2,390	10
10	HSBC	2,360	12
Total eligible issuance		51,288	88

All bookrunners, data to April 7, 2010


DOLLAR CORPORATE INVESTMENT GRADE BONDS — 2010 			
Rank	Lead manager	Amount \$ m	No of issues
1	Citi	12,875	42
2	JPMorgan	12,363	38
3	Bank of America Merrill Lynch	12,234	78
4	Barclays Capital	10,428	32
5	Goldman Sachs	7,684	20
6	Credit Suisse	6,681	16
7	Morgan Stanley	6,152	24
8	Deutsche Bank	5,857	20
9	Royal Bank of Scotland	5,854	16
10	UBS	4,297	16
Total eligible issuance		102,956	150

All bookrunners, data to April 7, 2010

EURODOLLAR CORPORATE INVESTMENT GRADE BONDS — 2010 


Rank	Lead manager	Amount \$ m	No of issues
1	Morgan Stanley	1,007	5
2	Barclays Capital	964	5
3	JPMorgan	752	3
4	HSBC	712	6
5	UBS	656	3
6	Deutsche Bank	590	3
7	VTB Capital	500	1
8	Citi	337	4
9	Goldman Sachs	300	1
10	Standard Chartered	290	2
Total eligible issuance		6,689	25

All bookrunners, data to April 7, 2010

EURO HIGH YIELD BONDS — 2010 


Rank	Lead manager	Amount Eu m	No of issues
1	Barclays Capital	999	7
2	Deutsche Bank	663	7
3	Citi	576	5
4	HSBC	560	4
5	Bank of America Merrill Lynch	556	5
6	Natixis	478	3
7	BNP Paribas	451	5
8	Royal Bank of Scotland	400	4
9	Mitsubishi UFJ Financial Group	299	1
10	Credit Suisse	257	4
Total eligible issuance		7,185	16

All bookrunners, data to April 7, 2010

US DOLLAR HIGH YIELD BONDS — 2010 

Rank	Lead manager	Amount \$ m	No of issues
1	JPMorgan	9,737	58
2	Bank of America Merrill Lynch	8,125	60
3	Citi	5,303	31
4	Goldman Sachs	4,913	32
5	Credit Suisse	4,264	26
6	Deutsche Bank	4,166	31
7	Barclays Capital	3,800	29
8	Morgan Stanley	3,791	26
9	Wells Fargo Securities	3,184	27
10	Royal Bank of Scotland	3,091	17
Total eligible issuance		60,857	128

All bookrunners, data to April 7, 2010

ALL STERLING BONDS — 2010 

Rank	Lead manager	Amount £ m	No of issues
1	Royal Bank of Scotland	4,495	32
2	HSBC	4,162	21
3	Deutsche Bank	3,832	17
4	Barclays Capital	3,582	25
5	RBC Capital Markets	2,961	15
6	JPMorgan	1,829	9
7	Nomura	1,529	4
8	UBS	1,467	15
9	Lloyds Banking Group	639	7
10	Goldman Sachs	580	6
Total eligible issuance		27,323	90

All bookrunners, data to April 7, 2010

STERLING CORPORATE INVESTMENT GRADE BONDS — 2010 

Rank	Lead manager	Amount £ m	No of issues
1	HSBC	1,726	6
2	Royal Bank of Scotland	1,704	17
3	Barclays Capital	1,019	16
4	RBC Capital Markets	974	6
5	Nomura	597	2
6	Deutsche Bank	477	4
7	UBS	347	11
8	Lloyds Banking Group	235	4
9	Société Générale	163	1
10	BNP Paribas	153	2
Total eligible issuance		8,408	48

All bookrunners, data to April 7, 2010

ALL SWISS FRANC BONDS — 2010 

Rank	Lead manager	Amount Sfr m	No of issues
1	Credit Suisse	11,987	65
2	UBS	5,279	50
3	Zuercher Kantonalbank	3,536	32
4	BNP Paribas	2,907	20
5	Royal Bank of Scotland	1,509	13
6	Deutsche Bank	1,398	13
7	Raiffeisen Schweiz Genossenschaft	829	6
8	Basler Kantonalbank	561	7
9	UniCredit Group	554	3
10	Graubuendner Kantonalbank	302	1
Total eligible issuance		30,339	161

All bookrunners, data to April 7, 2010